

How To Create A New Auction Listing

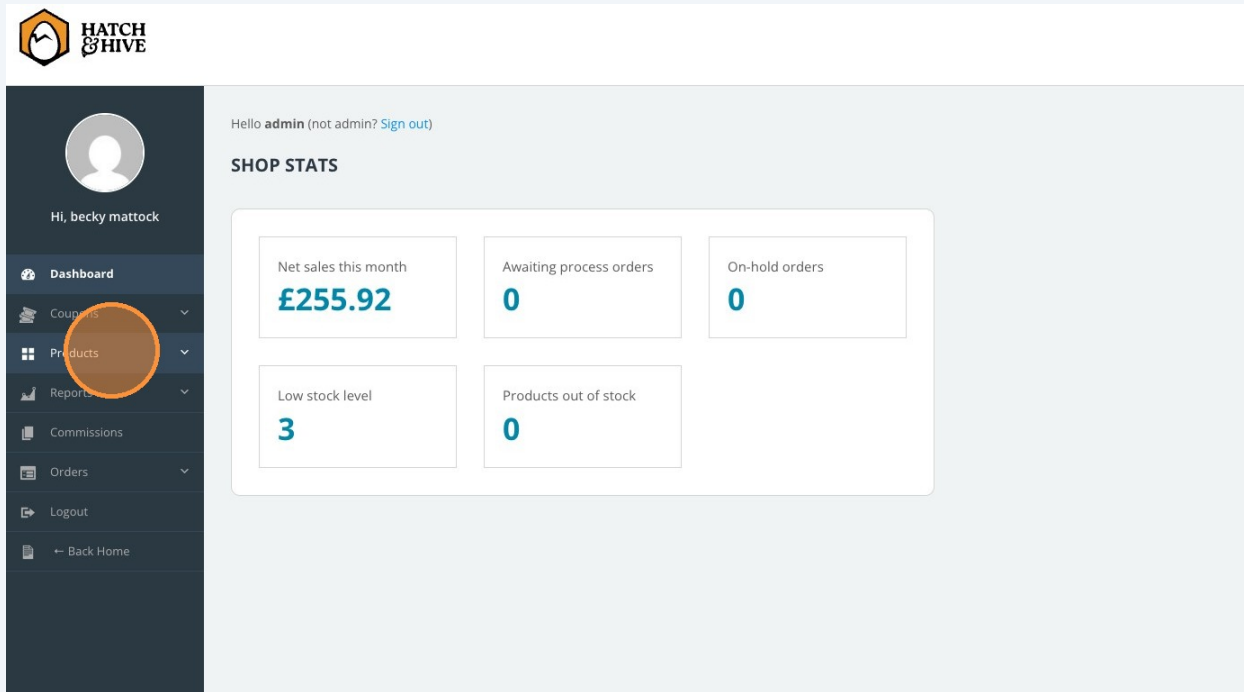
Learn how to efficiently set up and publish a new auction product through your storefront manager. This guide walks you through the essential fields and categories to ensure your auction goes live successfully.

1 Navigate to <https://hatchandhive.co.uk/frontend-manager/>

The screenshot shows a user interface for a storefront manager. On the left is a dark sidebar with a user profile and a menu. The main area displays shop statistics. The user is identified as 'admin' and the interface shows a 'SHOP STATS' section with five data points: Net sales this month (£255.92), Awaiting process orders (0), On-hold orders (0), Low stock level (3), and Products out of stock (0).

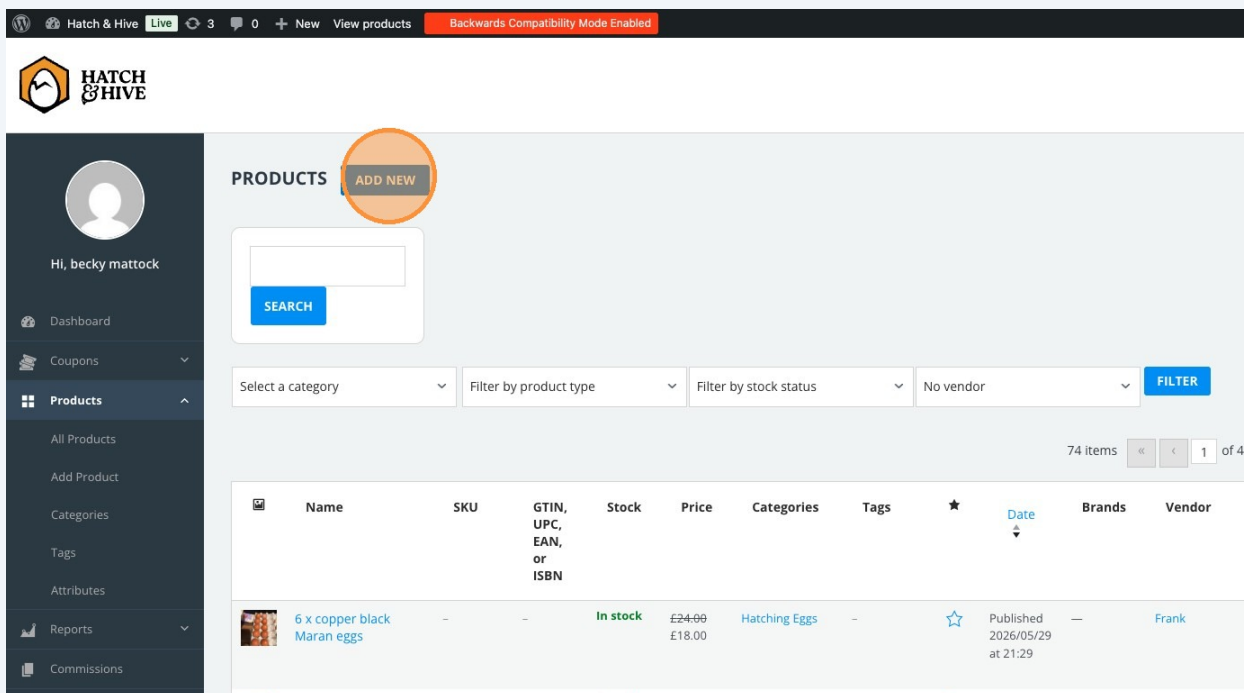
SHOP STATS				
Net sales this month	Awaiting process orders	On-hold orders	Low stock level	Products out of stock
£255.92	0	0	3	0

2 Click "Products"



The screenshot shows the Hatch & Hive dashboard. The top left features the logo and a user profile for 'becky mattock'. The main content area displays 'SHOP STATS' with five cards: 'Net sales this month' (£255.92), 'Awaiting process orders' (0), 'On-hold orders' (0), 'Low stock level' (3), and 'Products out of stock' (0). A dark sidebar on the left contains navigation items, with 'Products' highlighted by an orange circle.

3 Click "Add new"



The screenshot shows the 'PRODUCTS' page in the Hatch & Hive system. The top navigation bar includes 'Hatch & Hive Live', 'View products', and 'Backwards Compatibility Mode Enabled'. The sidebar on the left has 'Products' selected. The main content area features a search bar, filter options (category, product type, stock status, vendor), and a table of products. The 'ADD NEW' button is highlighted with an orange circle.

Name	SKU	GTIN, UPC, EAN, or ISBN	Stock	Price	Categories	Tags	Date	Brands	Vendor
6 x copper black Maran eggs	-	-	In stock	£24.00 £18.00	Hatching Eggs	-	Published 2026/05/29 at 21:29	-	Frank

4 Click the "Title" field.

The screenshot displays a user interface for managing products. On the left is a dark sidebar with a user profile 'Hi, becky mattock' and a menu including 'Dashboard', 'Coupons', 'Products', 'All Products', 'Add Product', 'Categories', 'Tags', 'Attributes', 'Reports', 'Commissions', 'Orders', 'Logout', and 'Back Home'. The main content area is titled 'PRODUCT' and contains several input fields: 'Thumbnail' with an 'UPLOAD/ADD IMAGE' button, 'Product Gallery' with an 'ADD PRODUCT GALLERY IMAGE' button, 'Title' (highlighted with an orange circle), and 'Description'. Below the 'Description' field is an 'ADD MEDIA' button and a rich text editor toolbar with options like 'PARAGRAPH', 'B', 'I', and 'VISUAL'.

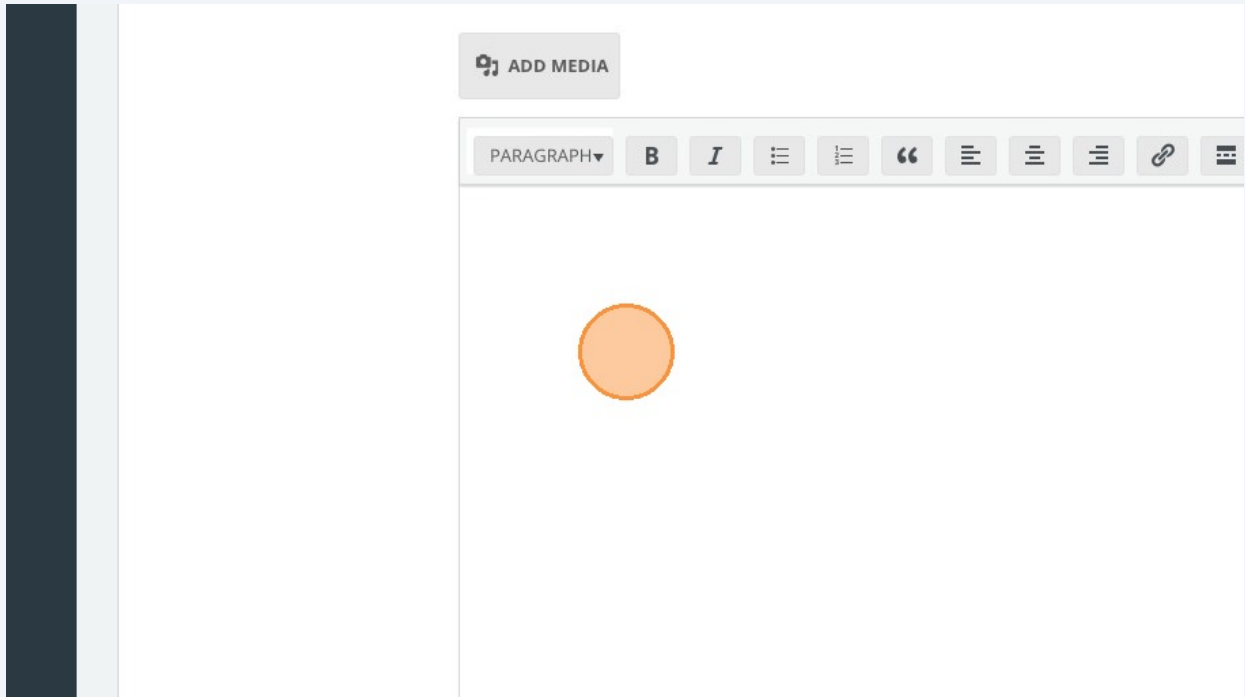
5 Type "test auction"

6 Click here.

The screenshot shows a rich text editor interface. On the left is a dark vertical sidebar with two downward-pointing chevrons. The main content area is titled "Description". Below the title is a grey button with a plus icon and the text "ADD MEDIA". Below the button is a rich text toolbar with the following elements from left to right: a dropdown menu showing "PARAGRAPH", a bold button "B", an italic button "I", a bulleted list icon, a numbered list icon, a quote icon, a link icon, and an unlink icon. Below the toolbar is a text area containing a single orange circle.

7 Type "test"

8 Click here.



9 Type "test"

10 Select the "Auction" option.

The screenshot shows the 'AUCTION OPTIONS' form with the 'General' tab selected. The 'Auction type' section has two radio buttons: 'Normal' (selected) and 'Reverse'. An orange circle highlights the 'Normal' radio button. Other fields include 'Item condition', 'Make sealed' (toggle), and 'Auction Dates'.

Postage
Commission
Get more options

AUCTION OPTIONS

General Prices Extras

Item condition
Optional: Enter the item condition (new, used, damaged...)

Auction type Normal Reverse
Choose the auction type. In a normal auction, the higher bid wins, in a reverse auction, the lower bid wins.

Make sealed
Enable if you want to make this a sealed auction. All bids will be hidden.

Auction Dates *
Set a start and end time for this auction

Status

11 Click this text field.

The screenshot shows the 'AUCTION OPTIONS' form with the 'General' tab selected. The 'Item condition' text field is highlighted with an orange circle. The 'Auction type' section shows 'Normal' selected. Other fields include 'Auction Dates'.

Auction

Postage
Commission
Get more options

AUCTION OPTIONS

General Prices Extras

Item condition
Optional: Enter the item condition (new, used, damaged...)

Auction type Normal Reverse
Choose the auction type. In a normal auction, the higher bid wins, in a reverse auction, the lower bid wins.

Make sealed
Enable if you want to make this a sealed auction. All bids will be hidden.

Auction Dates *
Set a start and end time for this auction

12 Type "Good"

13 Click this text field.

The screenshot shows a form for creating an auction. The 'Item condition' field contains the text 'Good'. The 'Auction type' section has 'Normal' selected. The 'Make sealed' toggle is turned on. The 'Auction Dates' section has two date pickers, with the first one highlighted by an orange circle. Below the main form, there is a 'Status' dropdown set to 'Published' and a 'Product categories' section with several unchecked checkboxes: 'Uncategorized', 'Auctions', 'Beekeeping', 'Chicks & Ducklings', and 'Coups & Housing'.

14 Click "31"

Optional: Enter the item condition (new, used, damaged...)

Auction type

Normal

Reverse

Choose the auction type. In a normal auction, the higher bid wins, in a reverse auction, the lower bid wins.

Make sealed

x

Enable if you want to make this a sealed auction. All bids will be hidden.

Auction Dates *

2026-05-31 00:00:00

2026-05-31 00:00:00

May 2026

M	T	W	T	F	S	S
				1	2	3
4	5	6	7	8	9	10
11	12	13	14	15	16	17
18	19	20	21	22	23	24
25	26	27	28	29	30	31

Time 00 : 00

Now Done

Status Published

Product categories

- Uncategorized
- Auctions
- Beekeeping
- Chicks & Ducklings
- Coups & Housing
- Hatching Eggs
- Hybrids
- Poultry
- Pure Breeds

15 Click this text field.

Item condition

Good

Optional: Enter the item condition (new, used, damaged...)

Auction type

Normal

Reverse

Choose the auction type. In a normal auction, the higher bid wins, in a reverse auction, the lower bid wins.

Make sealed

x

Enable if you want to make this a sealed auction. All bids will be hidden.

Auction Dates *

2026-05-31 00:00:00

2026-05-31 00:00:00

May 2026

M	T	W	T	F	S	S
				1	2	3
4	5	6	7	8	9	10
11	12	13	14	15	16	17
18	19	20	21	22	23	24
25	26	27	28	29	30	31

Time 00 : 00

Now Done

Status Published

Product categories

- Uncategorized
- Auctions
- Beekeeping
- Chicks & Ducklings
- Coups & Housing

16 Click "Next"

Item condition
Optional: Enter the item condition (new, used, damaged...)

Auction type
 Normal
 Reverse
Choose the auction type. In a normal auction, the higher bid wins, in a reverse auction, the lower bid wins.

Make sealed
Enable if you want to make this a sealed auction. All bids will be hidden.

Auction Dates *

Set a start and end time for this:

Status

Product categories

- Uncategorized
- Auctions
- Beekeeping
- Chicks & Ducklings
- Coups & Housing
- Hatching Eggs
- Hybrids

May 2026

M	T	W	T	F	S	S	
					1	2	3
4	5	6	7	8	9	10	
11	12	13	14	15	16	17	
18	19	20	21	22	23	24	
25	26	27	28	29	30	31	

Time :

17 Click "3"

Optional: Enter the item condition (new, used, damaged...)

Auction type
 Normal
 Reverse
Choose the auction type. In a normal auction, the higher bid wins, in a reverse auction, the lower bid wins.

Make sealed
Enable if you want to make this a sealed auction. All bids will be hidden.

Auction Dates *

Set a start and end time for this:

Status

Product categories

- Uncategorized
- Auctions
- Beekeeping
- Chicks & Ducklings
- Coups & Housing
- Hatching Eggs
- Hybrids
- Poultry
- Pure Breeds

June 2026

M	T	W	T	F	S	S
1	2	3	4	5	6	7
8	9	10	11	12	13	14
15	16	17	18	19	20	21
22	23	24	25	26	27	28
29	30					

Time :

18 Click "Status Published Pending review Draft"

Optional: Enter the item condition (new, used, damaged...)

Auction type

Normal

Reverse

Choose the auction type. In a normal auction, the higher bid wins, in a reverse auction, the lower bid wins.

Make sealed

x

Enable if you want to make this a sealed auction. All bids will be hidden.

Auction Dates *

2026-05-31 00:00:00

2026-06-03 00:00:00

Set a start and end time for this

June 2026

M	T	W	T	F	S	S
1	2	3	4	5	6	7
8	9	10	11	12	13	14
15	16	17	18	19	20	21
22	23	24	25	26	27	28
29	30					

Time 00 : 00

Status Published

Product categories

- Uncategorized
- Auctions
- Beekeeping
- Chicks & Ducklings
- Coups & Housing
- Hatching Eggs
- Hybrids
- Poultry
- Pure Breeds

19 Click the "Auctions" field.

Enable if you want to make this a sealed auction. All bids will be hidden.

Auction Dates *

2026-05-31 00:00:00

2026-06-03 00:00:00

Set a start and end time for this auction

Status Published

Product categories

- Uncategorized
- Auctions
- Beekeeping
- Chicks & Ducklings
- Coups & Housing
- Hatching Eggs
- Hybrids
- Poultry
- Pure Breeds
- Waterfowl
- [+ Add new product category](#)

Product tags

[+ Add new product tag](#)

20 Click the "Hatching Eggs" field.

This screenshot shows a form for creating an auction. At the top right, there are two date-time pickers with the text "Set a start and end time for this auction" below them. The "Status" dropdown is set to "Published". Under "Product categories", a list of categories is shown with checkboxes: "Uncategorized", "Auctions" (checked), "Beekeeping", "Chicks & Ducklings", "Coups & Housing", "Hatching Eggs" (highlighted with an orange circle), "Hybrids", "Poultry", "Pure Breeds", and "Waterfowl". Below this list is a link "+ Add new product category". The "Product tags" section has a "+ Add new product tag" button. The "Auction bid list" section shows "There is no bid for this item".

21 Select the "beckys test store" option.

This screenshot shows the same auction form as above, but with the "Hatching Eggs" checkbox checked. In the "Auction bid list" section, there is a dropdown menu with "beckys test store" selected and highlighted with an orange circle. To the right of the dropdown is a blue "SAVE" button. The text "There is no bid for this item" is visible above the dropdown.

22

Click "Submit"

Status Published

Product categories

- Uncategorized
- Auctions
- Beekeeping
- Chicks & Ducklings
- Coups & Housing
- Hatching Eggs
- Hybrids
- Poultry
- Pure Breeds
- Waterfowl

[+ Add new product category](#)

Product tags

[+ Add new product tag](#)

Auction bid list

There is no bid for this item

beckys test store SAVE